

### **Aim of PIMS**

The goal of PIMS is to assist Education Commissioners in identifying independent and non-maintained specialist school placements within the North West region.

Things to use PIMS for;

- Search for suitable independent/non-maintained specialist school
- Download the latest Ofsted report, financial details and costs of the organisation.

### **Aim of this document**

This document provides guidance to commissioner (s) when using PIMS and by the end of this guide you should be able to:

1. Search PIMS to find suitable independent/non-maintained specialist school placements
2. Download important information about the provider
3. Search against key criteria such, as distance, location and registration status.

### **General hints**

Don't use the back button on internet explorer. Use the internal menu at the top of the page.

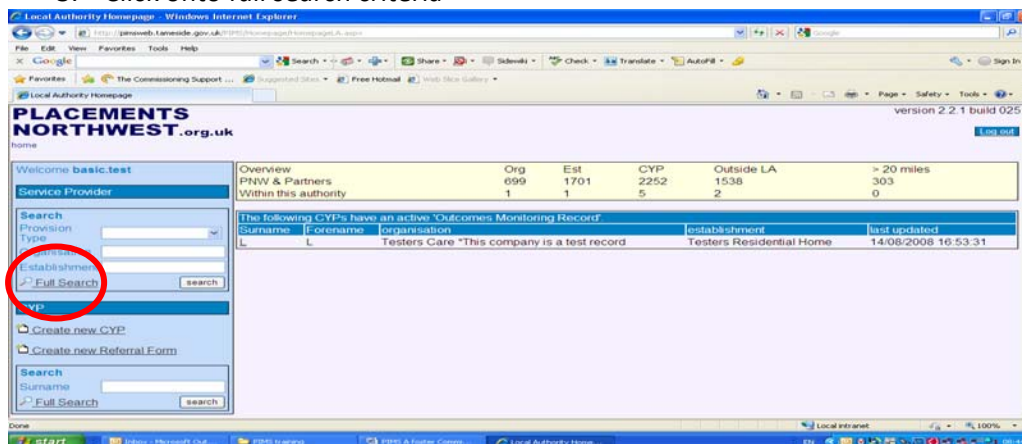
Once you have filled in the search criteria, there are two search buttons one at the top of the page and another at the bottom.

PIMS web address is: <https://pimsweb.tameside.gov.uk/PIMS/Welcome.aspx>

If you lose your password or need general support with PIMS please contact Placements North West on 0161 342 4253/4471

## Section 1 performing a search

1. Log onto PIMS with your user name and password
2. The home page should appear
3. Click onto full search criteria



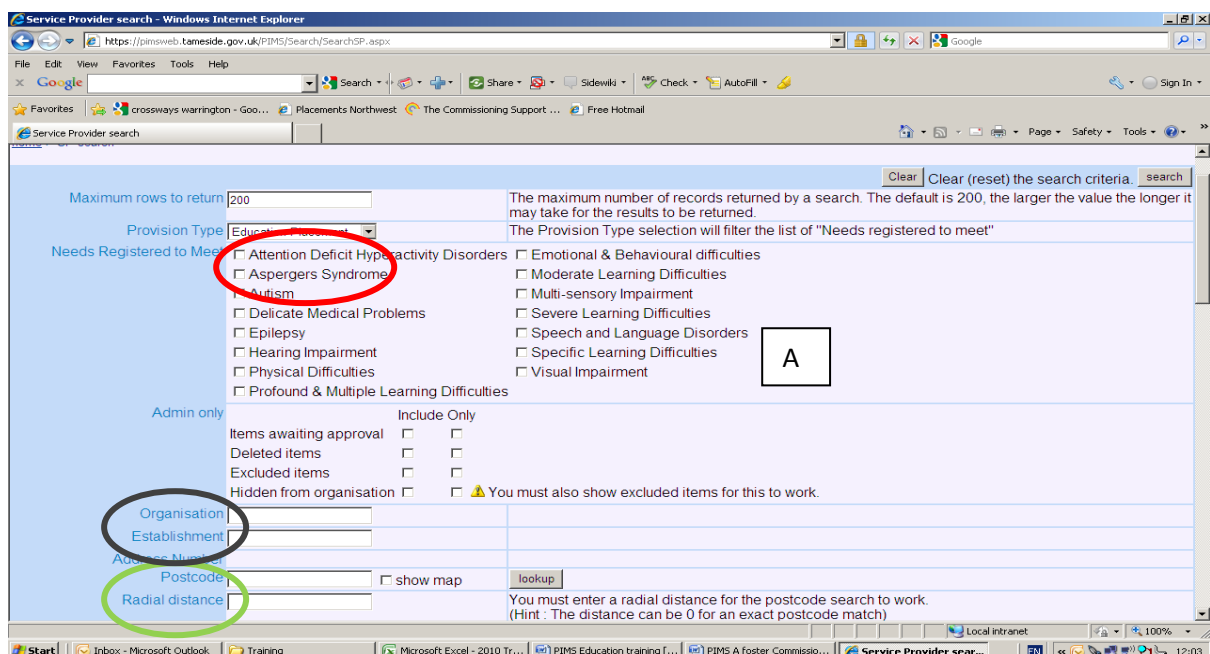
4. Go to the drop down menu under provision type and click onto Education placement- Red circle (top left on snapshot 2)

**A** shows the **Needs Registered to Meet** are defined Ofsted categories

**Direct search** to be used when you know the company or school name: Black circle

**Organisation:** Search on the company registered name

**Establishment:** Search by school name



**Search by Distance (green circle)**

By typing in the child/young person postcode you can search by distance of their home and the school using the radial distance in (miles).

## Section 2 Ordering results

There are seven ways in how the results can be ordered.

**Distance** – between postcode typed in (see previous sector) and school

**Organisation/Establishment**- alphabetic order of Education providers

**Ofsted Score**- The Ofsted score (25 = inadequate, 50 = good, 75 =good, 100= outstanding)

**QA score** – North West panel score (out of 25)

**PNW** –Finance cost score (out of 25).

**Ranking**- based on the PNW performance criteria (1 best performance)

To see more details of the organisation please click on view details. When you click on this another page will appear.

The screenshot shows the 'Service Provider search' page on the Placements Northwest website. The search results are sorted by 'Organisation'. A dropdown menu is open, showing various sorting options. The 'View details' link for the search result is circled in black. The search result table includes fields for Contact, Gender Accepted, Vacancies, and Vacancy Information.

Please note that vacancy information is not updated and should be disregarded.

## Additional Information

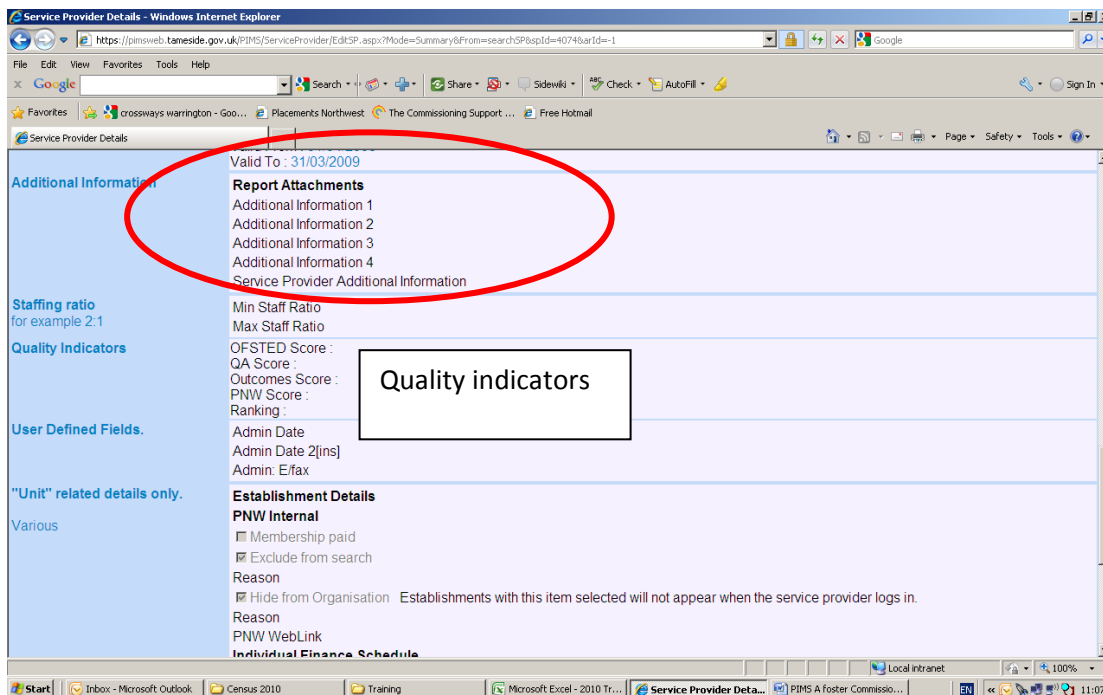
To open or save any additional information please click on the link with the left mouse.

AI 1: I

AI 2: **Equifax Optima** - Credit Check of organisation (Note: For organisations with multiple schools or other services Credit check data will be held against the head office)

AI 3: **Pricing schedule** – Cost of placement

AI 4: **Ofsted reports** – Ofsted certificates of registration



## Quality Indicators

Ofsted score: Out of 50

Outcomes score: North West panel score (out of 25)

PNW score: Finance scores of provider (out of 25)

Ranking: Overall ranking of performance (1 being best ranked).